

## BEFORE YOU BEGIN

Have your class selections (and alternative selections in case a class is full) ready to go. You have 20 minutes to complete your registration, so be prepared!

The system does not prevent users from registering for multiple classes/events taking place simultaneously, so check your selections to make sure they don't overlap.

**ONCE YOU'RE READY, CLICK THE REGISTER BUTTON TO BEGIN!**

<https://cvent.me/NV1YYn>



Summary

Register Now

[Already Registered?](#)

# Virtual Quilt Festival

December 3, 2020—December 5, 2020  
10:00 AM-6:00 PM CT

## Countdown to the Event



DAYS



HOURS



MINUTES

Register By  
December 5, 2020 6:00 PM CT

Register Now

[Already registered?](#)

Contact Us

cvent

Copyright © 2000-2020 Cvent, Inc. All rights reserved.

[Event Management Software](#) | [Mobile Event Apps](#) | [Survey Software](#) | [Event Venues](#) | [Strategic Meetings Management](#)  
[Privacy Policy](#)

# STEP 1

Provide your name and email address. Please note: Each person must use a unique email address to enroll. Duplicate emails will not be allowed to register.

# STEP 2

Provide the additional required information, including phone numbers, address, and registration type.



**Terms and Conditions**

**IMPORTANT REGISTRATION NOTE:**  
Your registration for Virtual Quilt Festival is a one-person registration for all events and activities. By registering, you agree not to share your registration with others in person or otherwise.

[Terms and Conditions](#)

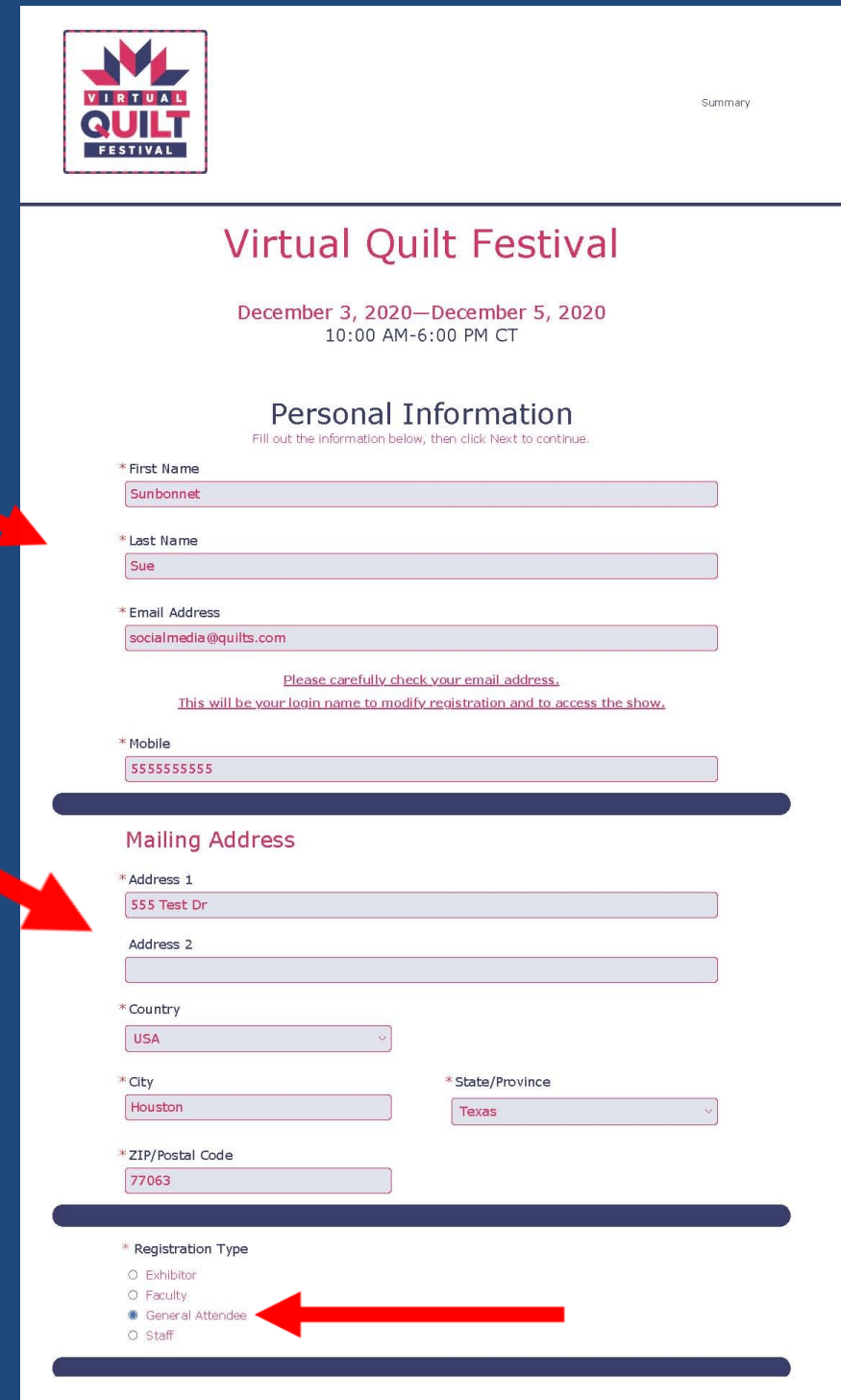
☒ \* I agree to the terms and conditions.

**cvent**

Copyright © 2000-2020 Cvent, Inc. All rights reserved.

[Event Management Software](#) | [Mobile Event Apps](#) | [Survey Software](#) | [Event Venues](#) | [Strategic Meetings Management](#) | [Privacy Policy](#)

<https://www.quilts.com/quilt-festival/virtual-quilt-festival/liabilityagreement/>



**VIRTUAL QUILT FESTIVAL**

Summary

## Virtual Quilt Festival

December 3, 2020—December 5, 2020  
10:00 AM-6:00 PM CT

### Personal Information

Fill out the information below, then click Next to continue.

\* First Name  
Sunbonnet

\* Last Name  
Sue

\* Email Address  
socialmedia@quilts.com

Please carefully check your email address.  
This will be your login name to modify registration and to access the show.

\* Mobile  
5555555555

### Mailing Address

\* Address 1  
555 Test Dr

Address 2

\* Country  
USA

\* City  
Houston

\* State/Province  
Texas

\* ZIP/Postal Code  
77063

\* Registration Type

- ☐ Exhibitor
- ☐ Faculty
- ☒ General Attendee
- ☐ Staff

# Frequently Asked Questions about Virtual Quilt Festival



Summary

## Virtual Quilt Festival

December 3, 2020—December 5, 2020  
10:00 AM-6:00 PM CT

**Virtual Quilt Festival (VQF)** brings International Quilt Festival online, December 3-5, 2020. VQF will prove to be like no other show we have ever produced, and we can't wait to show you what this event has to offer. It will be visual and engaging. Many in-person show elements will be included—a vendor mall, special exhibits, quilt competition, and education—although in a new and different format.

### What can I expect at VQF?

3 days of interactive content – classes, vendors, special exhibits, live connect to exhibitors and fellow VQF attendees, games, and more during show hours.

3 months to continue to view beautiful quilts, experience Open Studios™, and shop the vendor mall.

### When?

Show hours - December 3-5, 2020, 10:00 AM – 6:00 PM CT

Special Live Lecture, December 3, 2020, 6:00 - 7:00 PM CT

Quilt exhibits, Open Studios™, and Vendor Mall - December 3, 2020 – March 5, 2021

### How will the event work virtually?

VQF includes elements of our in-person shows – special quilt exhibits, classes, vendors – brought to you online in a mix of live and pre-recorded content. VQF is accessible using any device on the web from any computer or tablet and through an app on mobile devices.

### What is the cost to attend?

Show Pass - \$10

Classes (additional fees per event) - \$10 Lectures, \$20 Forums and Master Classes

**IMPORTANT NOTE:** To view any of the classes, lectures, or special events, you must purchase a Show Pass AND the associated fee for each class.

# Frequently Asked Questions about Virtual Quilt Festival Cont'd.

## **What is included in the \$10 Show Pass?**

Quilts on Display – Hundreds of quilts in Special Exhibits and Quilt Competition

Vendor Mall - Shopping and special promotions in one venue

Open Studios™ – 15-minute product demos

Games, voting in the Quilt Competition Viewer's Choice, and other events

Interaction among virtual show participants including attendees, instructors, and vendors

Special Live Lecture, December 3, 2020, 6:00 - 7:00pm CT – Jenny Lyon's *Quilting is a Contact Sport*

## **When will classes be?**

Exciting news - Classes are available throughout show hours AND recordings of selected classes will be available for one week post-show, December 6-12, 2020. This means you can register for any class that you might not be able to join live. It also allows you to register for more than one class that broadcasts at the same time because you can watch classes later.

IMPORTANT NOTE: A few classes will not be recorded and are only available during their scheduled time – these classes are denoted by the words "*Live Viewing Only*" in the class description.

## **How can I access classes?**

All classes you have registered for will be on your personal agenda displayed when you are logged into your VQF account.

## **How do classes differ from in-person shows?**

For this inaugural Virtual Quilt Festival, education has been streamlined and optimized for a better virtual experience through short-format Forums, Lectures, and Master Classes. No kits or long hours of watching participants sew.

Master Class – Master teachers present an in-depth look at the techniques used to produce their quilted or sewn textile artwork. Learn from the best in this condensed, interactive format. Think of a Master Class as all of the techniques you would learn in a hands-on class minus the sewing time. 90-minutes \$20

Lecture – Large variety of topics taught by the experts. Similar to in-person lectures – entertaining and filled with information and visuals to spur your creativity. 50-minutes \$10

Forums - Dive into Machine Quilting or Mixed Media topics in a focused forum of 20-minute back-to-back presentations from five top educators, including live Q&A and chat for a truly engaging experience. Download a compilation of handouts from each presenter, new ideas, and information on products and processes. 2 hours \$20

## Frequently Asked Questions about Virtual Quilt Festival Cont'd.

### Can we preview the offerings?

You can see the full list of classes, exhibits, and events both in the Virtual Quilt Festival platform and on our website. Go to [www.quilts.com](http://www.quilts.com) and click on "Festival > Virtual Quilt Festival" on the left.

### When is the registration deadline?

Purchase a show pass or register for any class until December 5, 2020 at 6:00 PM CST. You can even register for a class that was already broadcast because the recordings will be available to view post-show from December 6-12, 2020 (except for classes denoted as "Live Viewing Only").

### What is the refund policy?

There will be no refunds on show passes or purchased classes. Refunds for serious dissatisfaction will be considered only for a class that has produced multiple complaints. Request for refund must be received in writing no later than December 13, 2020. Refund requests must be emailed to [education@quilts.com](mailto:education@quilts.com).

**IMPORTANT REGISTRATION NOTE:** Your registration for Virtual Quilt Festival is a one-person registration for all events and activities. By registering, you agree not to share your registration with others in person or otherwise. We reserve the right to remove any attendee from all registered events without refund who is known to have shared their registration with others. The show monitors and flags multiple logins using the same registration credentials.

\* I have read the above information about Virtual Quilt Festival.

☐ YES

Previous

Cancel

Next

cvent

Copyright © 2000-2020 Cvent, Inc. All rights reserved.

[Event Management Software](#) | [Mobile Event Apps](#) | [Survey Software](#) | [Event Venues](#) | [Strategic Meetings Management Privacy Policy](#)

## STEP 3

Now, it's time to select your classes, lectures, and events!



Sun

# Virtual Quilt Festival

December 3, 2020—December 5, 2020  
10:00 AM-6:00 PM CT

## Sessions

Select the sessions you'd like to attend. All class times are Central Standard Time Zone.

## Master Classes

12/3/20

**100 Sashiko Essentials—A Modern Adaptation of Ancient Handwork**  
10:00 AM-11:30 AM



Jason and  
Shannon Mullett-  
Bowlsby  
Shibaguyz Designz

Through images of historic pieces from the Edo period of Japan and hands-on demonstrations, discover the origins of the intricate Japanese handwork technique of Sashiko. It has been adapted for use in our quilted and sewn creations, and even for visible mending. See you how you can use it too!

\$20.00

Select



12/4/20

**220 Mixed Media Forum**  
12:00 PM-2:00 PM

\$20.00

Select



Cecile Whatman



Cindy Lohbeck



Esterita Austin



Gilbert Muniz



Nancy Roelfsema

Focused forum of 20-minute back-to-back presentations from five top educators, including live Q&A and chat for a truly engaging experience. Download a compilation of handouts from each presenter, new ideas, and information on products and processes.

**Esterita Austin - 2x2**

One Flower, two completely different techniques. Luminous Painted Irises: A paint organza transfer technique. Water Color Sheer Organza Irises: Building color and form with sheer organzas.

**Cindy Lohbeck - Frozen—Ice Dyed Shibori Is Snow and Ice**  
Dyeing truly a random experience, or can we Snow Dye with intent? Learn the art of patterned Snow and Ice Dye techniques. See how to create a beautiful Ice Dyed Mandala and how the possibilities unfold in this exciting mash up of Ice Dyeing, Tie Dye, and Shibori!

**Gilbert Muniz - Easy Batik**

See how to work with soy wax to create simple but effective batik fabric at home.

**Nancy Roelfsema - Monoprinting on Fabric**

Using this technique of Mono Printing on a Gel Press Plate, create fabulous, unique fabrics that are your very own designs. These fabrics are great for use in any Mixed Media project and are totally permanent!

**Cecile Whatman - Adding Paper and Plastic to Art Quilt**

Explore several different techniques to add paper and plastics to quilts and other textile art pieces. These elements, whether distressed, stamped, printed, hand drawn or painted, can personalise a project or help tell a story. The techniques covered are versatile and achievable by all.

## STEP 4


Once you have selected the classes, lectures, and events you would like, scroll to the bottom of the page and click Next.

### Special Event

12/3/20

#### 118 Quilting is a Contact Sport!

6:00 PM-7:15 PM



Jenny K. Lyon

Quilters crave contact, contact with other quilters, contact with other types of artists, and of course, contact with fabric. We love to gift our work and to influence those outside our community. So how do quilters create contact during a pandemic? Let's have a look at how we affect the world around us with what we create with our hands.


*Live Viewing Only.*

Previous

Cancel

Next

Included with  
Registration



**cvent**

Copyright © 2000-2020 Cvent, Inc. All rights reserved.

[Event Management Software](#) | [Mobile Event Apps](#) | [Survey Software](#) | [Event Venues](#) | [Strategic Meetings Management](#)  
[Privacy Policy](#)



## STEP 5

After submitting your class/event selections and clicking on the Next button, you will arrive at your Registration Summary, which includes a summary of the user's information and class/event selections. Review the information to ensure that it is accurate, and then click the Next button to proceed.

Summary

---

# Virtual Quilt Festival

December 3, 2020—December 5, 2020  
10:00 AM-6:00 PM CT

## Registration Summary

Take a moment to review your registration before continuing.

**Sunbonnet Sue**  
socialmedia@quilts.com

[Edit](#)

Mobile  
5555555555

Mailing Address  
555 Test Dr  
Houston, TX 77063  
USA

### Virtual Quilt Festival 2020 Agenda

Item	Date	Price
Admission Item		
Event Registration		\$10.00
Sessions		
120 Machine Quilting Forum I	12/3/20, 12:00 PM - 12/3/20, 2:00 PM	\$20.00
103 Show Off Quilting—Designs to Enhance Your Tops	12/3/20, 4:00 PM - 12/3/20, 5:30 PM	\$20.00
118 Quilting is a Contact Sport!	12/3/20, 6:00 PM - 12/3/20, 7:15 PM	\$0.00
220 Mixed Media Forum	12/4/20, 12:00 PM - 12/4/20, 2:00 PM	\$20.00
311 Using Your Senses—Design and Process	12/5/20, 11:00 AM - 12/5/20, 11:50 AM	\$10.00

Previous

Cancel

Next



**cvent**

Copyright © 2000-2020 Cvent, Inc. All rights reserved.


[Event Management Software](#) | [Mobile Event Apps](#) | [Survey Software](#) | [Event Venues](#) | [Strategic Meetings Management](#)

[Privacy Policy](#)



## STEP 6

The next screen will provide a summary of charges and allow you to input your credit card information and process your payment. ***Payment is by credit/debit card only.***

Summary

### Virtual Quilt Festival

December 3, 2020—December 5, 2020  
10:00 AM-6:00 PM CT

#### Order Summary

Review your order information and submit your payment.

Suebonnet Sue

Admission Item	
Event Registration	\$10.00
<b>Session</b>	
311 Using Your Senses—Design and Process	\$10.00
220 Mixed Media Forum	\$20.00
120 Machine Quilting Forum I	\$20.00
103 Show Off Quilting—Designs to Enhance Your Tops	\$20.00





Subtotal	\$80.00
<b>Order Total</b>	<b>\$80.00</b>

#### Payment

Select Payment Method

☒ Credit Card

Total Due \$80.00



Type

Credit Card Number

Name on Card

Card Security Code  
 [What is this?](#)

Expiration Date  
Month:  Year:

#### Billing Information

Address 1

Address 2

Country

City:  State/Province:

ZIP/Postal Code

cvent

Copyright © 2000-2020 Cvent, Inc. All rights reserved.

[Event Management Software](#) | [Mobile Event Apps](#) | [Survey Software](#) | [Event Venues](#) | [Strategic Meetings Management](#)  
[Privacy Policy](#)

## STEP 7

Once you have successfully submitted your registration, you will receive a confirmation email from Virtual Quilt Festival with important information and the list of classes/events for which you've enrolled.

Make note of your email used to register, as it is required for the Virtual Quilt Festival platform. Keep it in a safe place!



Dear Sunbonnet Sue,

Your registration has been confirmed. Please save this email for future reference.

Event: Virtual Quilt Festival

Attending: Sunbonnet Sue

Confirmation Number: 6TNP5RNYMKQ

### Registration Information

#### Sunbonnet Sue Event Registration

##### Questions

I have read the above information about Virtual Quilt Festival.  
YES

##### Sessions

03-Dec-2020

6:00 PM - 7:15 PM

118 Quilting is a Contact Sport!

05-Dec-2020

2:00 PM - 3:30 PM

302 Happily Handsewn—Stitch &  
Piece Anywhere

## STEP 8

If you would like to make any changes to your registration, you can do so at any time directly from your computer, phone, or other device. Simply log into the enrollment system using your email address.

You'll be able to access Virtual Quilt Festival from your desktop, tablet, or smart phone. Emailed instructions will be sent out for accessing the app after registering for the event.

Then enjoy your classes and events!

**VIRTUAL QUILT FESTIVAL**

Summary [Register Now](#)  
[Already Registered?](#)

# Virtual Quilt Festival

December 3, 2020—December 5, 2020  
10:00 AM-6:00 PM CT

## Countdown to the Event

33 DAYS 22 HOURS 36 MINUTES

Register By [Register Now](#) [Contact Us](#)  
December 5, 2020 6:00 PM CT [Already registered?](#)

**cvent**

Copyright © 2000-2020 Cvent, Inc. All rights reserved.

[Event Management Software](#) | [Mobile Event Apps](#) | [Survey Software](#) | [Event Venues](#) | [Strategic Meetings Management](#)  
[Privacy Policy](#)